



GLASS SHELF INSTALLATION GUIDE

Model

BGS3100

BGS3101

BGS3102

BGS3200

BGS3201

BGS3202

HSB301

Series

CUSTOMER SERVICES

keshome.com

cs@keshome.com



CHAT NOW


BGS3.V3.1

WARNING


To reduce the risk of injury or property damage, read all instructions before installing product. Wear safety goggles.

HELPFUL TOOLS

Drill bit size: 15/64"(6mm)



PRODUCT COMPONENT



Parts List

- | | | |
|------------------------|-----------------------|---------------|
| A. Glass (x1) | C. Shelf Bracket (x2) | E. Screw (x4) |
| B. Mounting Plate (x2) | D. Wall Anchor (x4) | |

Glass Damaged / Part Missing?



Contact us
Replace for FREE
cs@keshome.com

Suggested bracket distances for different shelf:

13.7"(350mm) shelf: Install the brackets 8.6"(220mm) apart


15.7"(400mm) shelf: Install the brackets 9.7"(250mm) apart

19.6"(500mm) shelf: Install the brackets 14"(355mm) apart


23.6"(600mm) shelf: Install the brackets 18"(460mm) apart

Assemble Shelf

- 1 Unscrew bottom screw of C to create gap between B and C.




- 2 Place glass in gap and tighten screw to temporarily secure. This helps to determine placement on wall. Glass comes back out in Step 5.



Measure Distance

- 3 Place brackets near ends of shelf and measure distance between centers. Use suggested distances of brackets.




- 4 Hold shelf against wall in desired location and use level. Mark top corner of each bracket on wall.



Disassemble Brackets

5 Remove glass from brackets and disassemble bracket.



6 The disassembled bracket.



Installation

7 Mark location for 2 screws on each side.




8 Drill holes.



9 Place a wall anchor into each hole.




10 Align holes on B with anchors and secure bracket with screw E.



11 Secure C to B with screw F.



12 Slide glass into position.



AFTER-SALE SERVICE



24- Hour Customer Support

Visit our customer support center at www.keshome.com/cs, available 24/7. Contact us via Amazon Message, instant chat, and email during business hours.



Free Replacement Parts

Please contact us if any parts are damaged or missing. Parts provided free. (Shipping fees may apply)



1-on-1 Responsive Customer Service

No need to restate your case with each contact. Our dedicated team of professionals will work on resolving your issue until it is resolved.



Parts Customization

No need to worry about unexpected challenges. Share your requirements, and we'll customize parts to meet your specific needs.



Return Policy

Feel free to return within 30 days. Please ensure all items (particularly the hardware pack) are in the box before returning.

Missing Return Window?

No Worry!
We totally understand



Contact us
Replace for FREE



- EN** Warning:
Hard Metal Surface – Avoid Impact and Dropping.
- DE** Warnung:
Harte Metalloberfläche – Aufprall und Fallenlassen vermeiden.
- FR** Avertissement:
Surface en métal dur – Évitez les chocs et les chutes.
- ES** Advertencia:
Superficie de metal duro – Evite golpes y caídas.
- IT** Avvertenza:
Superficie metallica dura – Evitare urti e cadute.
- PL** Ostrzeżenie:
Twarda metalowa powierzchnia – Unikaj uderzeń i upadków.
- NL** Waarschuwing:
Harde metalen oppervlakte – Vermijd stoten en laten vallen.
- SV** Varning:
Hård metall-yta – Undvik stötar och att tappa.
- TR** Uyarı:
Sert Metal Yüzey – Darbe ve Düşürmekten Kaçınin.

One-Year Limited Warranty

KES warrants its products purchased from authorized sellers to be free from defects in material and workmanship for one (1) year from the original date of purchase.

What We Will Do

KES will repair or replace, FREE OF CHARGE, during the one (1) year warranty period, any part that proves defective in material and/or workmanship under normal installation, use and service. If repair or replacement is not practical, KES may elect to refund the purchase price in exchange for the return of the product.

What Is Not Covered

KES shall not be liable for any damage to the product resulting from reasonable wear and tear, installation and maintenance errors, outdoor use, freezing water, abuse, misuse, and use of cleaners containing abrasive cleansers, ammonia, bleach, acids, waxes, alcohol or other organic solvents.

KES is not responsible for removal, installation, labor charges, or other incidental or consequential costs. In no event shall the liability of KES exceed the purchase price of the product.

KES AND/OR SELLER ARE PROVIDING THESE WARRANTIES IN LIEU OF ALL OTHER WARRANTIES, EXPRESSED OR IMPLIED, INCLUDING BUT NOT LIMITED TO THE IMPLIED WARRANTIES OF MERCHANTABILITY AND FITNESS FOR A PARTICULAR PURPOSE. KES AND/OR SELLER DISCLAIM ALL LIABILITY FOR SPECIAL, INCIDENTAL OR CONSEQUENTIAL DAMAGES.

Some jurisdictions do not allow the exclusion or limitation of incidental or consequential damages, so these limitations and exclusions may not apply to you. This warranty gives you specific legal rights and you may also have other rights which vary from jurisdiction to jurisdiction.

This warranty applies only to KES products sold in North America and Europe.

Contact KES

Email: cs@keshome.com

Online Contact:



Please provide:

- dated proof of purchase
- decription of the defect/fault
- picture or video showing the issue(s)
(optional)



FR

**Pensez à
donner ou recycler.**



Association

ou



Magasin

ou



Déchèterie

<https://quefairedemesdechets.fr>

FOR MODERN HOME CREATORS